

Research institute occupational safety, v. v. i. (VÚBP)

Jeruzalémská 1283/9, 110 00 Prague 1



ISSUES

CERTIFICATE no. VÚBP/059/2020

Manufacturer: ROYAX s.r.o., Obchodní 107, 251 00
Čestlice

Identification number: IČ: 24755346

For product: Royax Respirator FFP1

- This certificate confirms the conformity of the properties of the above product with selected requirements of the standard:

ČSN EN 149:2002+A1:2009 čl. 7.3, 7.9.2, 7.12, 7.16, 8.4.1

The basis for this certificate are the findings stated in the test report No. 494/2020, issued by VÚBP, v. V. I. In Prague on 11 June 2020. The report is an integral part of the certificate.

This certificate has been issued following an emergency situation declared by the Government of the Czech Republic in connection with the occurrence of coronavirus (referred to as SARS CoV-2) and is not an EU type examination certificate according to Regulation (EU) 2016/425, module B. selected characteristics related to its protective function that can be considered to provide an adequate level of health and safety protection in accordance with the essential requirements laid down in Regulation (EU) 2016/425 "

This certificate is valid for three months from the date of issue. At the latest after its expiry, it is necessary to contact VÚBP, v. V. I. And complete the remaining tests.

This certificate is valid until September 15, 2020.

In Prague on 15. 6. 2020

*Eng. Jiří Tílhon, Ph.D.
On behalf of VÚBP, v. v. i.*

Description and display of certified personal protective equipment



Particulate Respirator

Royax Medical Solution



Full information on manufacture and use of this product can be found on:
ROYAX.EU


Manufacture by ROYAX, s.r.o
Obchodní 107, 251 01 - Čestlice
Czech Republic
info@royax.eu +420 321 123 111





Respirator Fitting Instructions


- 1) Hold mask as shown, with the nose piece at the fingertips.
- 2) Raise mask to face, placing so that the nose and mouth are covered.
- 3) Secure the mask by pulling the straps behind each ear.
- 4) Gently pinch the nose piece to adjust the fit comfortably and neatly across the nose and around the face.
- 5) Use both hands to hold the front of the respirator and check for air leakage around the mouth and nose. These should be close-fitting.

Storage Condition

 +30° to -20°

 Max 80%

 Single Use Mask
1 Pcs High Quality

Made in Czech Republic 

Royax Respirator FFP1